


SCHOLASTIC

Teachables

Implementation Guide



STEM Star

Mae Jemison

by Bobby

This person is famous in the areas of:

- SCIENCE
- TECHNOLOGY
- ENGINEERING
- MATH

Job Title: NASA Astronaut

Mini-Biography

Mae Jemison was born in 1956 in Alabama. She wanted to go to space since she was a kid. She loved science and dancing. Jemison became a doctor.

Then in the 1980s she joined NASA. She was the first African-American woman to join the program. She was the first African-American astronaut. She flew eight days in space on the Endeavor. She won lots of awards and taught at Dartmouth College.

Great Achievement

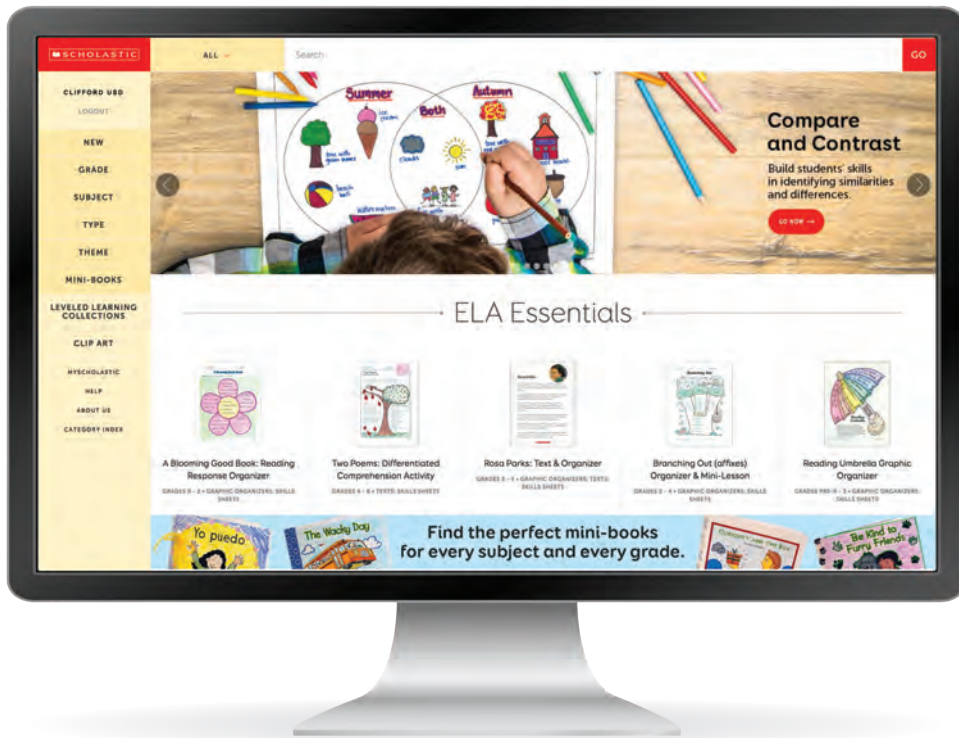
Mae Jemison was the first African-American woman to become an astronaut.

Welcome to SCHOLASTIC Teachables

Scholastic Teachables is an online database of tens of thousands of searchable and printable educational materials. Our teacher-authors create and vet thousands of high-quality, ready-to-use resources to save you countless hours of searching for reliable content.

Scholastic Teachables can be accessed from any Web-enabled device and can support whole-group, small-group, and individual instruction as well as independent learning, summer learning, and family engagement.





ABOUT THIS GUIDE

This guide provides an overview of the **Scholastic Teachables** website and detailed information about incorporating it into your classroom. Use it to familiarize yourself with the site's structure, content, features, and tools.

Scholastic Teachables supports educators and learners from Pre-Kindergarten through grade 6, across all subjects. The supplemental materials enhance lesson planning, instruction, student practice, and the home-school connection.

THE PURPOSE OF SCHOLASTIC TEACHABLES IS:



To enhance your school curriculum



To help teachers plan effective and engaging lessons



To build students' content knowledge



To provide valuable student skills practice

Key Instructional Components

Scholastic Teachables provides unlimited access to a wide range of materials, which fall into these broad content types:

PRINTABLES

Single and multi-page printables are the core of **Scholastic Teachables**. Printable types include:

- Fiction and Nonfiction Texts
- Graphic Organizers
- Practice Tests and Quizzes
- Lesson Plans and Ideas
- Maps
- Flash Cards
- Games and Puzzles

Many of the student-facing materials also include teaching supports, like answer keys, supporting research, discussion questions, or extension activities to help you make the most of each learning opportunity.

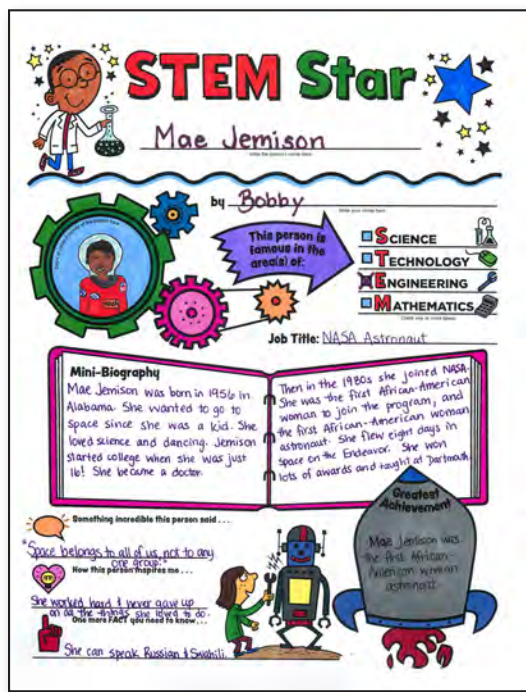


MINI-BOOKS

These 2,000+ small, foldable, printable books are leveled to Fountas & Pinnell Guided Reading levels. Mini-books allow you to find just-right texts (both fiction and nonfiction) for guided reading groups and individual learners, across all subjects and themes.

In addition to printing the books as-is, you can also print versions with pictures only or text only, where appropriate. These variations allow you to use the books as write-your-own or illustrate-your-own books, to maximize learning opportunities.

Even better, kids love to create their own books to keep and reread. Repeated readings build fluency, and sending books home builds home libraries!



100+ new
resources added
each month

LEVELED LEARNING COLLECTIONS

Differentiation is easier with Leveled Learning Collections! Created by classroom teachers, based on actual classroom needs, each collection contains multiple resources that all target the same skill for learners working on grade level, below grade level, and above grade level. You can simply pick and choose resources from each level of the collection, as you need them.

We've made sure to provide variety in the resources to not only match students' levels, but also to support different learning styles. There are more than 200 different Leveled Learning Collections for Kindergarten to Grade 5, covering math, language arts, and reading.



PRINTABLE PACKS

Each pack is a large and meaty resource created to meet a specific need:

- **Monthly Packs** are 33 pages of lesson ideas and activities on the themes, holidays, and skills typically covered in each of the school-year months (September to June), for PreK–K, Grades 1–2, and Grades 3–4.
- **Thematic Packs** are identical in format to the monthly packs, but are centered on a specific holiday or theme.
- **Summer Stay-on-Track Packs** are 60+ page grade-specific packs designed to keep kids' skills from the completed school year sharp through independent work with support from their family. Available for between PreK–K to between grades 5–6.



Navigating Scholastic Teachables is as easy as 1, 2, 3

Search

Search the 25,000 skills and activity sheets, mini-books, and lesson plans by topic.



Filter

Easily filter your search returns by grade, subject, theme, and resource type.



Select

Select the perfect resources to meet your needs.



Then print, plan, and teach!

SEARCHABLE STANDARDS CORRELATIONS



Student resources are aligned to national language arts and mathematics standards whenever possible. Standards listed on each printable's detail page are clickable, allowing you to easily find every resource that supports a given standard. You can also use the search bar to search by any Common Core standard and find resources to target that standard.

At-a-glance view of the Scholastic Teachables categories.

Subject

Character Education

Conflict Resolution

+ Early Learning

Feelings and Emotions

Following Directions

+ Foreign Languages

+ Health and Safety

+ Language Arts

– Math

+ Addition and Subtraction

+ Algebra and Algebra Readiness

+ Charts and Graphs

+ Counting and Numbers

Data Analysis

Estimation

+ Fractions and Decimals

+ Geometry

Glyphs

Logic and Problem Solving

Money

+ Multiplication and Division

Order of Operations

Patterns

+ Percents, Proportions, Rates, Ratios

Place Value

+ Probability and Statistics

Real-World Math

+ Time and Measurement

Types of Numbers

Word and Story Problems

– Reading

Decoding

Fluency

Foundational Skills

Alphabet Recognition

+ Phonics and Word Study

Sight Words

Word Families

+ Reading Comprehension

Reading Response

+ Science

Sequencing

+ Social Studies

STEM

+ Teacher Resources

+ Writing

Theme

All About Me

Americana

+ Animals

Around the World

Calendar and Time

Circus

Food and Cooking

+ Holidays and Celebrations

Monsters

+ Monthly and Seasonal

Music

+ Nature

School

Shapes

+ Space

+ Sports

Stars

Summer Safety

Sun

The Farm

+ Transportation

Weather

At-a-glance view of the Scholastic Teachables categories.

Type

+ Arts and Crafts

Assessment Tools

+ Classroom Management and Teacher Tools

Clip Art and Images

Cut and Pastes

eBooks

Flash Cards

+ Games and Puzzles

Graphic Organizers

Interactive Whiteboard

Learning Centers

Lesson Plans and Ideas

Leveled Learning

Collections

Maps

Mini-Books

Pocket Charts

PowerPoint

+ Printable Packs

+ Research and Study Tools

Skills Sheets

+ Stationery

Test Prep and Tests

Texts

Grade

Pre-K

Kindergarten

Grade 1

Grade 2

Grade 3

Grade 4

Grade 5

Grade 6

Grade 7

Grade 8

Genre

Biography

Comics and Comic Strips

Fairy Tales and Folklore

Fiction/Literary

Historical Fiction

How-To

Humor

Mystery

Nonfiction/Informational

Plays and Reader's Theater

Poems and Songs

Mini-Books

Fiction

Nonfiction

Early Reading

Grammar and Punctuation

Math

Reading

Science

Social Studies

Animals

Holidays and Celebrations

Monthly and Seasonal

Weather

Leveled Mini-Books

Informational Mini-Books

Language Arts

Writing

Addition and Subtraction

Multiplication and Division

Seasons and Weather

Weather

The Benefits of

SCHOLASTIC

Teachables

The expectations for today's students and teachers are higher than ever, and navigating the ever-expanding selection of teaching resources around the Internet can be overwhelming. In 2017, the Learning Council found that teachers "report spending 2–5 hours of their planning time searching for digital content." **Scholastic Teachables** reduces this searching time by providing **quality research-based materials on one easy-to-search website**—all vetted by Scholastic's editorial team. Each resource is pedagogically sound, factually correct, and developmentally appropriate.

Educational experts agree that students should be provided with daily opportunities for deliberate practice in order to develop increasingly complex skills. Whether students are working on reading foundational skills, fluency, or math, repeated

practice is key to student success. With more than 25,000 resources to choose from, you can find **multiple ways for students to practice skills**—and assessments to document their progress.

The breadth and depth of the content in **Scholastic Teachables** enhances any school curriculum, across subjects, and helps students **build higher-level thinking skills in all content areas**. It supports all learning styles with engaging visuals and texts, sing-alongs and read-alouds, and hands-on projects and crafts. As students grow from early learning to middle-school readiness, the lessons and skills sheets can be used to spiral learning so that students build confidence and proficiency.

THE DIGITAL ADVANTAGE



The pace of today's world is lightning fast, so education must be able to keep pace. Scholastic Teachables' materials are under constant review to ensure that facts are updated, recommendations are timely, and content is appropriate. More than 100 new resources are added monthly, targeting areas of need identified by teachers, users, and editors.

For teachers, keeping pace sometimes means making last-minute changes to lessons, without time to order new materials. Your unlimited access means that grab-and-go vetted resources are just a click away, and can be printed or projected for immediate use.

SCHOLASTIC Teachables and Your Instruction

Use **Scholastic Teachables** to support your ELA, math, science, social studies, and writing instruction, or to extend your early-learning themes.

SCHOLASTIC TEACHABLES CAN BE USED EFFECTIVELY IN A RANGE OF SETTINGS:



Whole-group
instruction



Small-group
instruction



Individual
instruction

Flexible Pacing

As a supplemental resource, **Scholastic Teachables** can be used flexibly to suit a variety of classroom and home-school connection needs. Use resources every day, or on alternating days throughout the week, as best suits the needs of your classroom. There are send-home assignments and communications to build family engagement and involvement.



FOCUS: FINDING THE MAIN IDEA AND DETAILS

Finding the main idea is one of the most important skills students develop in 2nd, 3rd, and 4th grades. Since understanding the main idea is critical to comprehension at these grade levels, many teachers choose to practice identifying the main idea as a whole class as well as in smaller guided reading groups. There are dozens of resources in **Scholastic Teachables** that will encourage students to develop this skill.

HERE IS ONE EXAMPLE:

To launch a lesson on finding the main idea, revisit a favorite class read-aloud book.

- Flip through the pages to review the title, pictures, topic sentences, and bold words.
- Discuss with your students what the text was mostly about. This is the main idea. (Use the title, topic sentence, concluding sentence, pictures, and repeated words as clues.)
- Key details are parts of the text that support, or prove, the main idea.
- The visual presented in the “Main Event Bridge” organizer will guide students towards understanding that key details support the main idea.
- Using the class read-aloud, complete the graphic organizer as a class.
- Then have students work independently or in pairs to determine the main idea and supporting details of a second text, using the same graphic organizer.
- After 20–25 minutes, come together as a class to discuss the different models of the main idea and supporting details.

Teaching Guide Main Event Bridge

Skills/Standards

- Identifies the main idea and supporting details in a text
- Uses text organizers to determine the main ideas and to locate information in a text

Purpose
To comprehend informational text, students need to search for information related to the author’s purpose, method of organization, major ideas, and supporting details. This organizer is designed to help students focus on these essential elements of informational text to improve their comprehension.

How to Use the Organizer
Select an informational text that uses chronological order or enumeration as the method of organization. Before reading, list these questions on the board:

- What is the author’s purpose or reason for writing this?
- What is the main idea of the passage?
- What details does the author use to support and develop the main idea?

Explain to students that focusing on these questions as they read informational text will help them improve comprehension. Distribute copies of the Main Event Bridge graphic organizer (page 25) to students. Read the text aloud, instructing students to listen carefully to find the answers to the questions above. Discuss students’ answers, then have them fill in the appropriate sections in the organizer.

More to Do

- Use the organizer as a prewriting strategy for expository paragraphs.
- Modify the organizer to encompass two or three main ideas and their supporting details.
- Have students complete the organizer after listening to an oral presentation to assess their understanding of the information presented.

24

Name _____ Date _____

Main Event Bridge

Write the main idea and supporting details below.

Title: _____

Author: _____

Purpose: _____

Main Idea

Supporting Detail

Supporting Detail

Supporting Detail

© Scholastic Teaching Resources

FOLLOW-UP:

As a follow-up to the lesson, students who continue to struggle with the concept of main idea may benefit from reviewing other comprehension strategies. Printables like the one shown below will strengthen students' abilities to answer straightforward comprehension questions about a text, while building up to an understanding of main idea. These printables are send-home passages that include a note to families to encourage completion together, which should ensure that students will be supported at home.

Informational Text
Read-Aloud

Name _____ Date _____

Colors in a Box

You have used crayons many times. You draw with them. You color with them. The first crayons for kids were made over 100 years ago. A box cost five cents. It held eight crayons. The box had black, brown, yellow, and green crayons. It also had red, blue, purple, and orange crayons.

Now, some crayons have glitter. Some glow in the dark. Some smell good. Some boxes of crayons have 120 colors. That is a lot of color in a box!



Read by Linda Ward Beech, Reading Comprehension Grade 1 © Mary Ann Schick 14

Family Letter
With Questions

Please send this assignment back to school by _____

Reminder: Ask and answer questions about key details in a text.

Dear Family,

Like all the questions in the first homework assignments, the answers to the questions about this passage are literal questions. The answers can be found directly in the text. Reinforce the idea that the answers are right there in front of us by having your child use a crayon to underline key details in the passage that will help him or her answer the questions. Having your child underline words in the passage will also help reinforce correct spelling.

Ask your child to read the passage aloud. Then answer these questions together. When you finish, sign below.

1. When were the first crayons just for kids made? _____
2. How many colors were in the first box of crayons? _____
3. How are crayons special now? _____

We completed this homework assignment together.

Child's signature: _____ Family member's signature: _____

Read by Linda Ward Beech, Reading Comprehension Grade 1 © Mary Ann Schick 14




SUMMER LEARNING

Prevent the summer slide with a **Summer Stay-on-Track Pack**. Each grade-specific send-home pack contains resources to review the skills learned during the just-completed school year as well as a week-by-week pacing guide for families, standards alignments and supports, and ways that families can assess and support their child.

Each week's activities include review of both math and ELA skills, such as: identifying the main idea, gathering information from illustrations in a text, recognizing nouns, skip-counting, and addition and subtraction.

Each Pack Includes:

- Teacher Letter
- Family Letter
- Week-by-Week Pacing Guide
- Standards Alignments and Supports
- 54 Cross-Curricular Student Activity Pages




FAMILY LITERACY SUPPORT

Many families need support building their children's literacy. One key way to support families is to build the size of kids' at-home libraries. With more than 2,000 mini-book titles to choose from, **Scholastic Teachables** is a valuable partner in meeting this goal.

Select a book that matches the child's guided reading level and interests, or even one that matches a specific skill focus. For example, the mini-book *Can We Get a Pet?* from the Sight Word Tales series is a perfect match for a student who loves animals. Print and fold the mini-book, then read it aloud with the student or class, completing the accompanying activity sheet.

Once the student is familiar with the text, allow the student to take the book home with the included send-home badge that invites the student's family to read the book together with their child. Repeated readings will boost the student's fluency and confidence, and involving the family will strengthen the at-home component of learning.



ADDITIONAL USES

LEARNING CENTERS

Learning centers empower students in their own learning, target different learning styles, and give teachers the time to work with individuals or small groups. Hands-on STEM investigations, spelling, reading strategies, and math centers are easy to set up, with printable directions on setting up each center, materials lists, templates, and recording sheets.

TEST PREP AND PRACTICE

Getting students ready for classroom and standardized testing can produce anxiety in both students and teachers. **Scholastic Teachables'** practice tests and quizzes can build student facility with test-taking and give teachers valuable assessment data on students' progress. More than 300 printables provide test tips and practice to make testing just a little less intimidating.

RESEARCH, STUDY, AND PRESENTATION TOOLS

Turn-to-learn wheels, fill-in posters, research report organizers, templates, and study tips charts all support students as they learn. When it's time to present a final project, choose from a selection of themed report covers, performance props, and guidance on creating eye-catching displays for science fairs or project-based learning presentations.

SCHOOL LIBRARY PROGRAMS

Take library workshops, like book talks, one step further with title-specific response maps, discussion questions, and projects. Interactive bulletin board displays, like *Snip a Book*, can build community and inspire students to both read and write.

