

Smithton Library Building Addition Survey





1. Please rate the space needs of the following areas of the library on a on a scale of 1-10.

	1 Does not need more space	2	3	4	5	6	7	8	9	10 Needs more space	Rating Average	Response Count
General book collection	0.0% (0)	0.0% (0)	6.7% (1)	0.0% (0)	6.7% (1)	0.0% (0)	13.3% (2)	20.0% (3)	6.7% (1)	46.7% (7)	8.33	15
Children's collection (E and J)	0.0% (0)	0.0% (0)	0.0% (0)	6.7% (1)	0.0% (0)	6.7% (1)	20.0% (3)	13.3% (2)	13.3% (2)	40.0% (6)	8.33	15
Reference	6.7% (1)	0.0% (0)	6.7% (1)	0.0% (0)	13.3% (2)	20.0% (3)	13.3% (2)	20.0% (3)	13.3% (2)	6.7% (1)	6.53	15
Lounge/Seating area	0.0% (0)	6.7% (1)	0.0% (0)	0.0% (0)	6.7% (1)	13.3% (2)	6.7% (1)	6.7% (1)	40.0% (6)	20.0% (3)	7.87	15
Reading tables	0.0% (0)	6.7% (1)	0.0% (0)	13.3% (2)	26.7% (4)	0.0% (0)	6.7% (1)	6.7% (1)	13.3% (2)	26.7% (4)	6.87	15
Meeting space	0.0% (0)	0.0% (0)	6.7% (1)	0.0% (0)	6.7% (1)	0.0% (0)	6.7% (1)	13.3% (2)	20.0% (3)	46.7% (7)	8.53	15
Program space	0.0% (0)	0.0% (0)	0.0% (0)	0.0% (0)	7.7% (1)	7.7% (1)	7.7% (1)	23.1% (3)	7.7% (1)	46.2% (6)	8.54	13
Public restrooms	20.0% (3)	0.0% (0)	13.3% (2)	0.0% (0)	26.7% (4)	0.0% (0)	6.7% (1)	13.3% (2)	6.7% (1)	13.3% (2)	5.40	15

Computers	0.0% (0)	0.0% (0)	0.0% (0)	6.7% (1)	0.0% (0)	13.3% (2)	6.7% (1)	13.3% (2)	26.7% (4)	33.3% (5)	8.33	15
Circulation Desk	0.0% (0)	0.0% (0)	0.0% (0)	6.7% (1)	6.7% (1)	0.0% (0)	13.3% (2)	6.7% (1)	13.3% (2)	53.3% (8)	8.60	15
Staff office space (for bookkeeping, director's space, file storage, cataloging/book processing, etc.)	0.0% (0)	0.0% (0)	0.0% (0)	7.7% (1)	0.0% (0)	7.7% (1)	0.0% (0)	23.1% (3)	7.7% (1)	53.8% (7)	8.69	13
Staff work space (for program preparation, ILL processing, book sorting, etc.)	0.0% (0)	0.0% (0)	7.7% (1)	7.7% (1)	15.4% (2)	0.0% (0)	0.0% (0)	7.7% (1)	15.4% (2)	46.2% (6)	7.92	13
Storage	0.0% (0)	0.0% (0)	0.0% (0)	6.7% (1)	0.0% (0)	0.0% (0)	20.0% (3)	0.0% (0)	26.7% (4)	46.7% (7)	8.73	15
Materials Display	0.0% (0)	0.0% (0)	6.7% (1)	6.7% (1)	13.3% (2)	6.7% (1)	0.0% (0)	13.3% (2)	13.3% (2)	40.0% (6)	7.80	15
Informational Display	0.0% (0)	0.0% (0)	13.3% (2)	0.0% (0)	20.0% (3)	20.0% (3)	13.3% (2)	6.7% (1)	6.7% (1)	20.0% (3)	6.67	15
answered question											15	
skipped question											0	

2. Are you a staff member of the Smithton Public Library?





		Response Percent	Response Count
Yes		66.7%	6
No		33.3%	3
		answered question	9
		skipped question	6

3. On a scale of 1 to 10, what features would be most important in planned staff space?




	1 Less important	2	3	4	5	6	7	8	9	10 More important	N/A	Rating Average	Response Count
Book return in the circulation desk	0.0% (0)	16.7% (2)	0.0% (0)	0.0% (0)	0.0% (0)	0.0% (0)	0.0% (0)	33.3% (4)	8.3% (1)	41.7% (5)	0.0% (0)	7.92	12
Increased surface area for the circulation desk	0.0% (0)	0.0% (0)	0.0% (0)	0.0% (0)	8.3% (1)	8.3% (1)	8.3% (1)	16.7% (2)	16.7% (2)	41.7% (5)	0.0% (0)	8.50	12
Fax machine located in circulation area	9.1% (1)	18.2% (2)	0.0% (0)	0.0% (0)	18.2% (2)	0.0% (0)	9.1% (1)	18.2% (2)	0.0% (0)	27.3% (3)	0.0% (0)	6.18	11
Patron-access coin / card operated photocopier (not staff-operated)	8.3% (1)	8.3% (1)	0.0% (0)	8.3% (1)	16.7% (2)	16.7% (2)	8.3% (1)	16.7% (2)	0.0% (0)	0.0% (0)	16.7% (2)	5.20	12
Private director's office	8.3% (1)	0.0% (0)	0.0% (0)	0.0% (0)	8.3% (1)	8.3% (1)	8.3% (1)	16.7% (2)	16.7% (2)	33.3% (4)	0.0% (0)	7.75	12
Private office shared between bookkeeper and assistant librarian	0.0% (0)	0.0% (0)	20.0% (2)	0.0% (0)	10.0% (1)	20.0% (2)	0.0% (0)	30.0% (3)	10.0% (1)	10.0% (1)	0.0% (0)	6.60	10
Staff break room	8.3% (1)	16.7% (2)	8.3% (1)	0.0% (0)	0.0% (0)	8.3% (1)	0.0% (0)	25.0% (3)	0.0% (0)	33.3% (4)	0.0% (0)	6.50	12
Staff break area in staff workroom	0.0% (0)	8.3% (1)	8.3% (1)	16.7% (2)	8.3% (1)	0.0% (0)	0.0% (0)	16.7% (2)	16.7% (2)	25.0% (3)	0.0% (0)	6.83	12
Book cart storage	0.0% (0)	0.0% (0)	9.1% (1)	9.1% (1)	0.0% (0)	9.1% (1)	9.1% (1)	9.1% (1)	9.1% (1)	36.4% (4)	9.1% (1)	7.70	11
ILL (totes) staging area with shelving and work surface	0.0% (0)	0.0% (0)	0.0% (0)	0.0% (0)	9.1% (1)	27.3% (3)	0.0% (0)	27.3% (3)	0.0% (0)	27.3% (3)	9.1% (1)	7.70	11
Cataloging workstation with computer, shelves/book cart, and	0.0% (0)	0.0% (0)	8.3% (1)	0.0% (0)	0.0% (0)	16.7% (2)	8.3% (1)	0.0% (0)	16.7% (2)	41.7% (5)	8.3% (1)	8.18	12

work surface													
Refrigerator	8.3% (1)	25.0% (3)	0.0% (0)	0.0% (0)	8.3% (1)	8.3% (1)	0.0% (0)	0.0% (0)	16.7% (2)	33.3% (4)	0.0% (0)	6.33	12
Microwave	0.0% (0)	16.7% (2)	8.3% (1)	0.0% (0)	8.3% (1)	8.3% (1)	0.0% (0)	0.0% (0)	16.7% (2)	33.3% (4)	8.3% (1)	6.91	12
Staff lockers	36.4% (4)	9.1% (1)	0.0% (0)	0.0% (0)	9.1% (1)	9.1% (1)	0.0% (0)	9.1% (1)	9.1% (1)	9.1% (1)	9.1% (1)	4.40	11
Coat closet	0.0% (0)	8.3% (1)	25.0% (3)	0.0% (0)	0.0% (0)	8.3% (1)	16.7% (2)	8.3% (1)	16.7% (2)	8.3% (1)	8.3% (1)	6.09	12
Coat hooks	8.3% (1)	16.7% (2)	0.0% (0)	0.0% (0)	25.0% (3)	16.7% (2)	8.3% (1)	0.0% (0)	16.7% (2)	8.3% (1)	0.0% (0)	5.58	12
Sink	0.0% (0)	27.3% (3)	0.0% (0)	0.0% (0)	9.1% (1)	9.1% (1)	0.0% (0)	0.0% (0)	9.1% (1)	36.4% (4)	9.1% (1)	6.60	11
Dishwasher	33.3% (4)	16.7% (2)	0.0% (0)	0.0% (0)	16.7% (2)	8.3% (1)	0.0% (0)	0.0% (0)	16.7% (2)	0.0% (0)	8.3% (1)	3.82	12
Storage space (for office needs)	0.0% (0)	0.0% (0)	0.0% (0)	0.0% (0)	0.0% (0)	16.7% (2)	16.7% (2)	8.3% (1)	25.0% (3)	25.0% (3)	8.3% (1)	8.27	12
Through-wall book return (from outside) receptacle in staff area	0.0% (0)	16.7% (2)	0.0% (0)	0.0% (0)	8.3% (1)	0.0% (0)	16.7% (2)	16.7% (2)	8.3% (1)	25.0% (3)	8.3% (1)	7.09	12
Other (please specify)													0
answered question													12
skipped question													3




4. How many circulation computers should the circulation desk be designed to accommodate?

		Response Percent	Response Count
2		20.0%	3
3		46.7%	7
4		6.7%	1
Don't know.		26.7%	4
answered question			15
skipped question			0





5. Should a reference desk be included in the plan? (A reference desk is staffed by a person able to answer detailed research questions and assist with computer/technology issues, as well as teach patrons how to use the library. This person often also works circulation at small libraries.)

		Response Percent	Response Count
Yes		66.7%	10
No		13.3%	2
Don't know		20.0%	3
answered question			15
skipped question			0




6. How many public access computers should be provided?

		Response Percent	Response Count
6 (current level)		0.0%	0
8		33.3%	5
10		60.0%	9
12		6.7%	1
More than 12		0.0%	0
Don't know		0.0%	0
answered question			15
skipped question			0

7. How many catalog computers should be provided?

		Response Percent	Response Count
1		14.3%	2
2		57.1%	8
3		0.0%	0
4		0.0%	0
1 per service area		14.3%	2
Don't know		14.3%	2
answered question			14
skipped question			1

8. Should a separate teen/young adult space be included?

		Response Percent	Response Count
Yes		73.3%	11
No		20.0%	3
Don't know		6.7%	1
answered question			15
skipped question			0

9. On a scale of 1 - 10, what features should a teen / young adult space include?

	1 Less important	2	3	4	5	6	7	8	9	10 More important	Rating Average	Response Count
Lounge area / seating	0.0% (0)	0.0% (0)	9.1% (1)	0.0% (0)	0.0% (0)	0.0% (0)	9.1% (1)	18.2% (2)	27.3% (3)	36.4% (4)	8.45	11
Computers	0.0% (0)	0.0% (0)	0.0% (0)	9.1% (1)	0.0% (0)	0.0% (0)	0.0% (0)	0.0% (0)	36.4% (4)	54.5% (6)	9.09	11
Games	0.0% (0)	18.2% (2)	0.0% (0)	0.0% (0)	0.0% (0)	18.2% (2)	9.1% (1)	0.0% (0)	36.4% (4)	18.2% (2)	7.18	11
Video games	0.0% (0)	18.2% (2)	0.0% (0)	9.1% (1)	0.0% (0)	18.2% (2)	0.0% (0)	9.1% (1)	27.3% (3)	18.2% (2)	6.82	11
DVDs to check out	0.0% (0)	0.0% (0)	0.0% (0)	9.1% (1)	0.0% (0)	9.1% (1)	9.1% (1)	9.1% (1)	27.3% (3)	36.4% (4)	8.36	11
CDs to check out	0.0% (0)	0.0% (0)	0.0% (0)	0.0% (0)	9.1% (1)	9.1% (1)	9.1% (1)	18.2% (2)	18.2% (2)	36.4% (4)	8.36	11
Books to check out	0.0% (0)	0.0% (0)	0.0% (0)	0.0% (0)	0.0% (0)	0.0% (0)	9.1% (1)	9.1% (1)	27.3% (3)	54.5% (6)	9.27	11
Magazines to check out	0.0% (0)	0.0% (0)	0.0% (0)	0.0% (0)	0.0% (0)	0.0% (0)	18.2% (2)	0.0% (0)	54.5% (6)	27.3% (3)	8.91	11
										Other (please specify)		0
											answered question	11
											skipped question	4

10. On a scale of 1 - 10, what features should a children's area include? (Children's area would include E and J collections for Books, media, and periodicals.)

	1 Less important	2	3	4	5	6	7	8	9	10 More important	Rating Average	Response Count
Special story time area	0.0% (0)	0.0% (0)	0.0% (0)	0.0% (0)	15.4% (2)	0.0% (0)	0.0% (0)	23.1% (3)	23.1% (3)	38.5% (5)	8.54	13
Interactive play area	0.0% (0)	7.7% (1)	0.0% (0)	7.7% (1)	7.7% (1)	0.0% (0)	7.7% (1)	15.4% (2)	30.8% (4)	23.1% (3)	7.69	13
Material displays	7.7% (1)	0.0% (0)	7.7% (1)	0.0% (0)	7.7% (1)	7.7% (1)	7.7% (1)	0.0% (0)	30.8% (4)	30.8% (4)	7.54	13
Informational displays	0.0% (0)	7.7% (1)	7.7% (1)	0.0% (0)	7.7% (1)	7.7% (1)	0.0% (0)	23.1% (3)	23.1% (3)	23.1% (3)	7.46	13
Study tables	7.7% (1)	0.0% (0)	7.7% (1)	7.7% (1)	0.0% (0)	15.4% (2)	0.0% (0)	15.4% (2)	30.8% (4)	15.4% (2)	7.08	13
Catalog computer(s)	7.7% (1)	23.1% (3)	0.0% (0)	0.0% (0)	7.7% (1)	15.4% (2)	7.7% (1)	7.7% (1)	30.8% (4)	0.0% (0)	5.77	13
Public access computer(s)	7.7% (1)	7.7% (1)	0.0% (0)	7.7% (1)	0.0% (0)	23.1% (3)	0.0% (0)	7.7% (1)	15.4% (2)	30.8% (4)	7.00	13
Child-sized table with chairs	0.0% (0)	0.0% (0)	0.0% (0)	0.0% (0)	7.7% (1)	7.7% (1)	0.0% (0)	23.1% (3)	30.8% (4)	30.8% (4)	8.54	13
Lounge seating	0.0% (0)	7.7% (1)	0.0% (0)	7.7% (1)	0.0% (0)	15.4% (2)	15.4% (2)	15.4% (2)	15.4% (2)	23.1% (3)	7.38	13

Other (please specify) 1

answered question 13

11. On a scale of 1 - 10, what features should the library in general (outside of staff areas) include?





	1 Less important	2	3	4	5	6	7	8	9	10 More important	Rating Average	Response Count
Reading lounge area	0.0% (0)	0.0% (0)	0.0% (0)	0.0% (0)	0.0% (0)	7.1% (1)	14.3% (2)	14.3% (2)	28.6% (4)	35.7% (5)	8.71	14
Beverage machine (Coke or Pepsi, income-generating)	21.4% (3)	7.1% (1)	0.0% (0)	7.1% (1)	0.0% (0)	7.1% (1)	7.1% (1)	21.4% (3)	21.4% (3)	7.1% (1)	5.93	14
Coffee service (income-generating)	14.3% (2)	14.3% (2)	14.3% (2)	7.1% (1)	14.3% (2)	0.0% (0)	0.0% (0)	7.1% (1)	14.3% (2)	14.3% (2)	5.14	14
Study tables	0.0% (0)	0.0% (0)	7.1% (1)	0.0% (0)	7.1% (1)	21.4% (3)	7.1% (1)	7.1% (1)	14.3% (2)	35.7% (5)	7.79	14
Quiet study room	0.0% (0)	7.1% (1)	14.3% (2)	0.0% (0)	0.0% (0)	14.3% (2)	7.1% (1)	21.4% (3)	7.1% (1)	28.6% (4)	7.14	14
Separate Teen / Young adult area	7.1% (1)	7.1% (1)	0.0% (0)	7.1% (1)	0.0% (0)	7.1% (1)	0.0% (0)	35.7% (5)	0.0% (0)	35.7% (5)	7.36	14
Separate Children's (J and E) area	0.0% (0)	0.0% (0)	0.0% (0)	0.0% (0)	0.0% (0)	0.0% (0)	0.0% (0)	21.4% (3)	28.6% (4)	50.0% (7)	9.29	14
Meeting room	0.0% (0)	0.0% (0)	0.0% (0)	0.0% (0)	7.1% (1)	0.0% (0)	7.1% (1)	7.1% (1)	28.6% (4)	50.0% (7)	9.00	14
Ceiling-mounted projector and screen	7.1% (1)	7.1% (1)	7.1% (1)	7.1% (1)	0.0% (0)	7.1% (1)	7.1% (1)	35.7% (5)	14.3% (2)	7.1% (1)	6.50	14
Multi-user restrooms	7.1% (1)	7.1% (1)	14.3% (2)	0.0% (0)	7.1% (1)	7.1% (1)	0.0% (0)	14.3% (2)	21.4% (3)	21.4% (3)	6.64	14

Library program area	0.0% (0)	0.0% (0)	0.0% (0)	7.1% (1)	0.0% (0)	7.1% (1)	0.0% (0)	14.3% (2)	21.4% (3)	50.0% (7)	8.79	14
Outdoor program space	7.1% (1)	7.1% (1)	14.3% (2)	21.4% (3)	0.0% (0)	7.1% (1)	21.4% (3)	7.1% (1)	14.3% (2)	0.0% (0)	5.29	14
Drive-up book drop	14.3% (2)	14.3% (2)	14.3% (2)	0.0% (0)	7.1% (1)	0.0% (0)	7.1% (1)	7.1% (1)	14.3% (2)	21.4% (3)	5.71	14
Conference room (for small groups, no room for an audience)	0.0% (0)	0.0% (0)	7.1% (1)	7.1% (1)	0.0% (0)	21.4% (3)	7.1% (1)	7.1% (1)	14.3% (2)	35.7% (5)	7.71	14
Library materials display space	0.0% (0)	0.0% (0)	7.1% (1)	14.3% (2)	0.0% (0)	0.0% (0)	7.1% (1)	35.7% (5)	14.3% (2)	21.4% (3)	7.57	14
Informational display space	0.0% (0)	7.1% (1)	7.1% (1)	7.1% (1)	7.1% (1)	14.3% (2)	7.1% (1)	21.4% (3)	7.1% (1)	21.4% (3)	6.86	14
On-going book sale area	7.1% (1)	7.1% (1)	0.0% (0)	0.0% (0)	14.3% (2)	14.3% (2)	35.7% (5)	14.3% (2)	0.0% (0)	7.1% (1)	6.14	14
Reference desk	0.0% (0)	0.0% (0)	7.7% (1)	15.4% (2)	0.0% (0)	15.4% (2)	0.0% (0)	23.1% (3)	7.7% (1)	30.8% (4)	7.38	13
Other (please specify)											0	
answered question											14	
skipped question											1	




12. Do you have any additional comments or suggestions?

	Response Count
	2
answered question	2
skipped question	13

13. Optional: Who are you?

		Response Percent	Response Count
Board Member		0.0%	0
Staff Member		66.7%	8
Volunteer		8.3%	1
Patron (with a Smithton Public Library card)		25.0%	3
Patron (with a card for a different library)		8.3%	1
	answered question		12
	skipped question		3

14. Optional: How often do you visit/use the library?

		Response Percent	Response Count
Never		0.0%	0
Less than once per year		0.0%	0
Once per year		0.0%	0
Twice per year		0.0%	0
Once per month		30.8%	4
Once per week		30.8%	4
More than once per week		38.5%	5
answered question			13
skipped question			2

Page 5, Q10. On a scale of 1 - 10, what features should a children's area include? (Children's area would include E and J collections for Books, media, and periodicals.)

1 Bulletin board/Display area

Nov 3, 2011 8:48 AM

Page 5, Q12. Do you have any additional comments or suggestions?

1 Think this pretty much covers it!

Nov 3, 2011 8:48 AM

2 no

Oct 26, 2011 11:00 AM